


King Limo – Complete Mobile Booking App – User Guide



This app allows passengers to control and monitor their reservations and chauffeur services using one mobile application. Users can book a ride on-the-go using the app's simple interface and wireless connectivity and view records of previous rides with the limousine company's app.

Upon opening the app, you will need to enter a passcode or your e-mail account and password to sign in. If you have an existing account with the limousine company that published the app, you will be linked to that account when you enter your e-mail address.

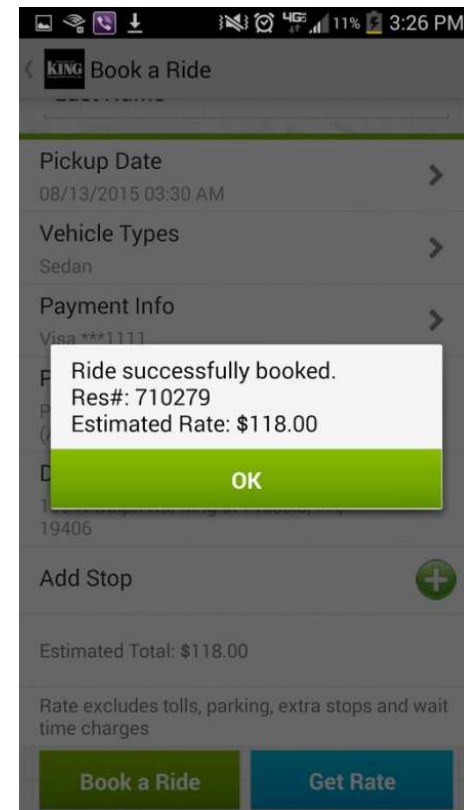
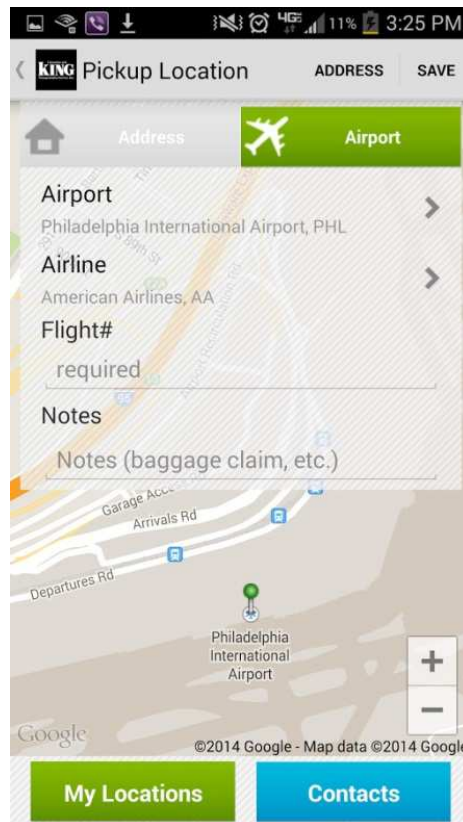
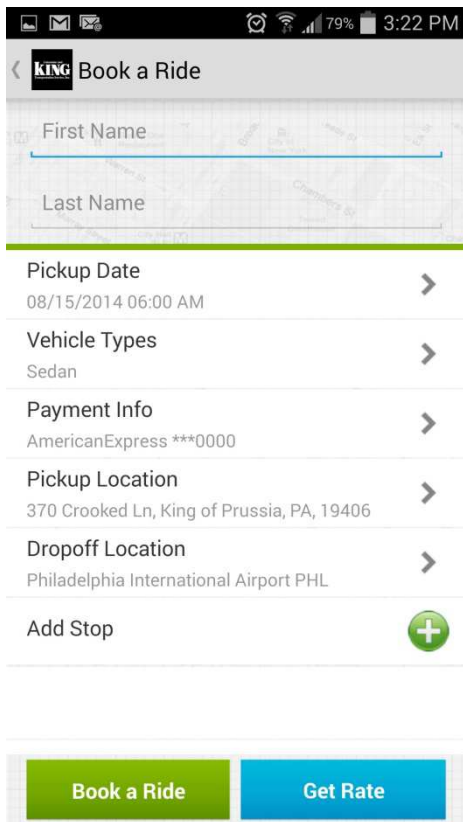
If you do not have an account with the company, you will have to create an account by tapping "Sign Up" in your App.

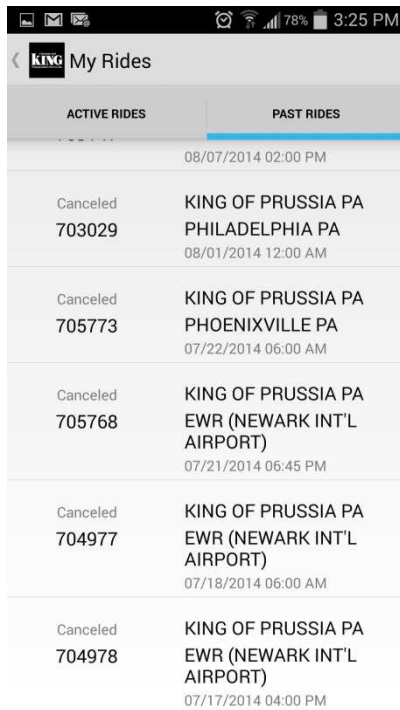
To create an account, you will only need to enter your full name, email address, phone number, and a password to login.

Book a Ride

To begin booking a ride, select the option from the home screen. The pickup date can be set to any future date, while the Vehicle Type can be selected from the available vehicles in your preferred limousine company's fleet. The payment info will be entered automatically if you have already configured a payment option. Otherwise, it will need to be entered now.

Pickup location can be taken from your current location, found using the GPS function on your mobile device, entered manually, or taken from a list of your favorite locations or contacts. Domestic, public airports can also be set as the pickup/dropoff locations, with the airline selected from a list of valid airline companies.





My Rides

You can view previous rides that you've booked through the limousine company on the "My Rides" page, and select from active rides or past rides.

From this page, you can view the status of the ride, all details for the ride, and recall a receipt for the ride if it has been completed.

Settings

On the "My Info" page, you can make changes to your account, including editing your e-mail address, add credit cards for use as payment, and changing your login password.

You can also add locations to your list of favorites, eliminating the need to re-enter common locations when booking a ride.

Rate Lookup

The "Rate Lookup" function allows the user to get an estimated rate for a ride without going through the process of booking a ride. The vehicle type will need to be selected from a list of available options. Once the pickup/dropoff locations are set, tapping "Get Rate" will bring up the rate in a popup window:

